Mother Lode Union School District

Principals' Report

Regular Board Meeting

November 18, 2026

Indian Creek Elementary

"SOAR Eagle!"

Beginning Enrollment: 365

Current Enrollment: 353

Average Daily Attendance Rate: 95.71%

Culture and Climate Goa l:

Student Survey:

By May 2027, Indian Creek Elementary will increase the percentage of students reporting that classroom behavior allows teachers to teach from 40.8% to at least 65%, measured by administering the same student climate survey item to grades 3 through 4.

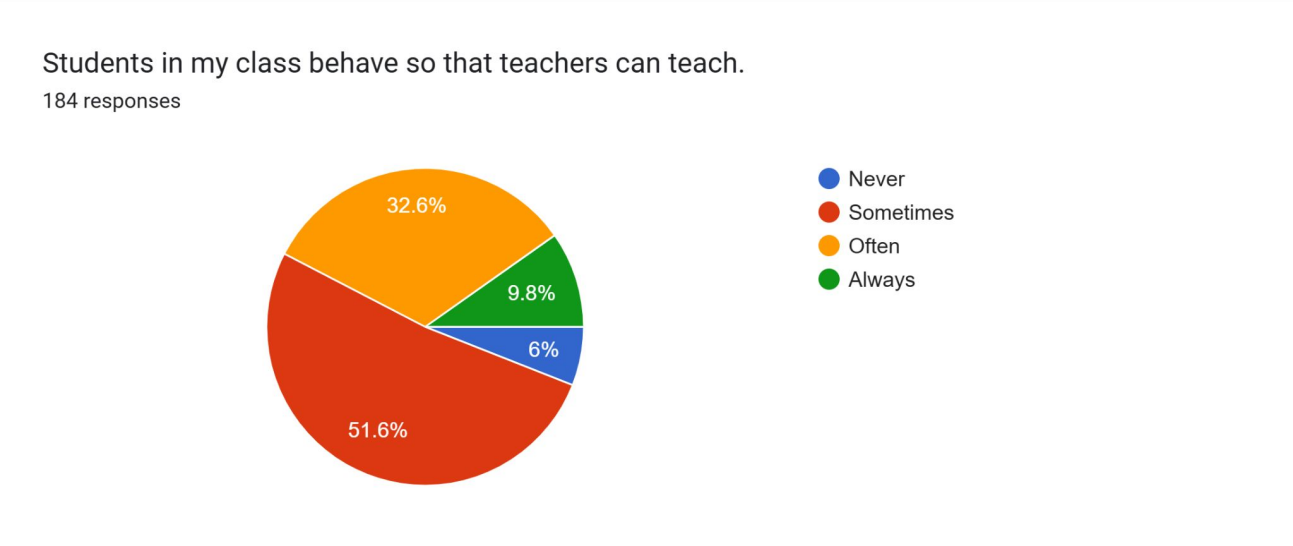

Staff Survey Mirrors the same concern:

Students at my school demonstrate behaviors that allow teachers to teach, and students to learn.

52 responses

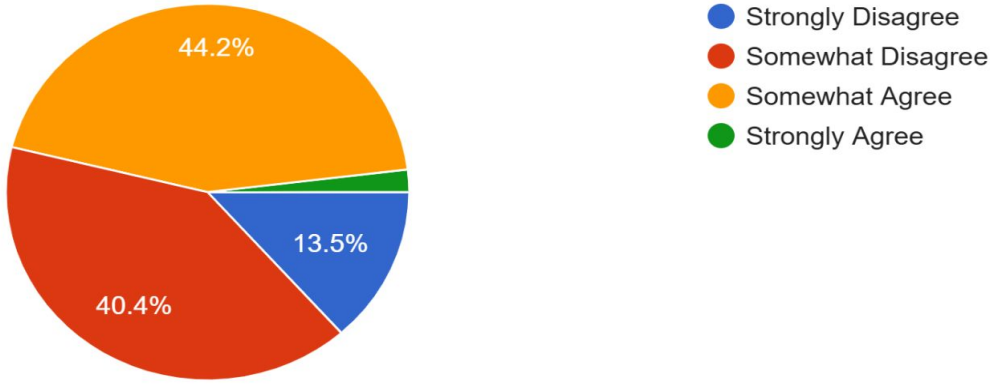

Academic Goal:

By May 2027, Indian Creek Elementary will increase the percentage of students performing at grade level standard on the iReady Math Diagnostic from 8% to 40% and decrease the percentage of students performing 2 or more grade levels below standard from 30% to 10%.

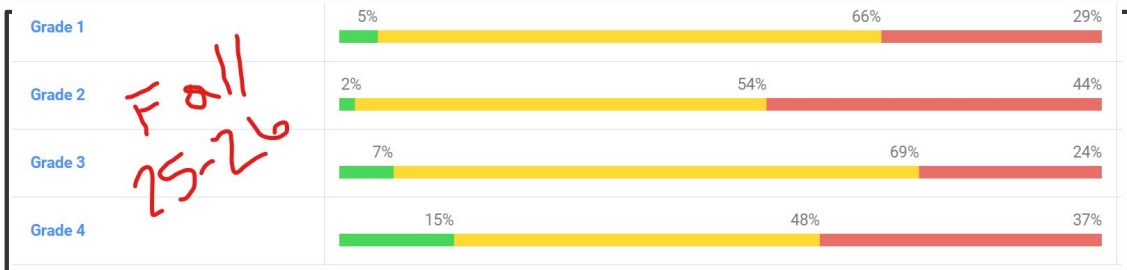

Fall 25-26

Grade Level: 8%
1 Below: 60%
2 Below: 33%

Grade Level: 30%
1 Below: 61%
2 Below: 9%

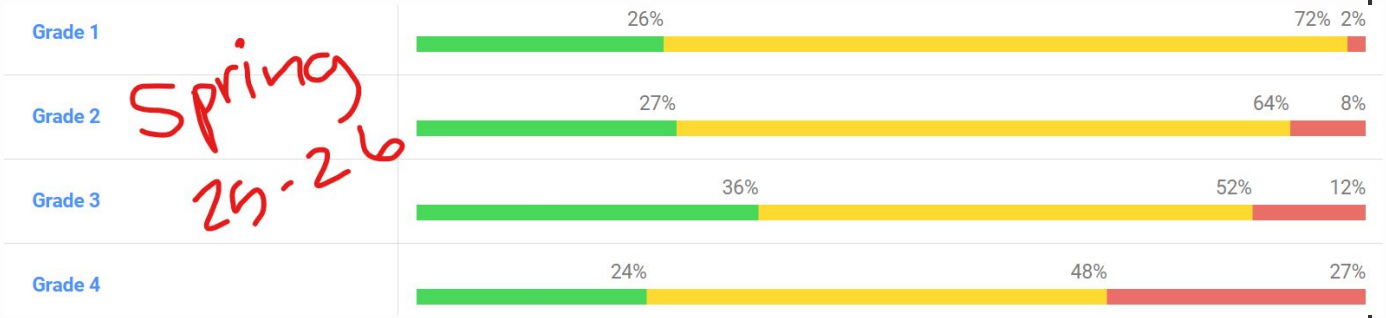

Spring 25-26



26-27 Fall

Grade Level: 8%
1 Below: 62%
2 Below: 30%

Staff Highlights

In November, we are celebrating the 3rd and 4th grade team!!

3rd Grade Team:

Amy Gutierrez, Teacher

Mandalyn Mick, Teacher

3rd/4th Grade Combo:

Kristin Garcia, Teacher



Staff Highlights Cont.

4th Grade Team:

Cristina Thomas, Teacher

Laura Lay, Teacher



Charles Brown Learning Academy

"Home of the Timberwolves!"

Beginning Enrollment: 90

Current Enrollment: 94

Average Daily Attendance Rate: 94.24%

Charles Brown Climate Goal

By May 2027, Charles Brown Learning Academy will increase from 45.3% to at least 70% the share of students in grades 3 through 5 who answer “Often” or “Always” when asked whether their classmates behave so teachers can teach.

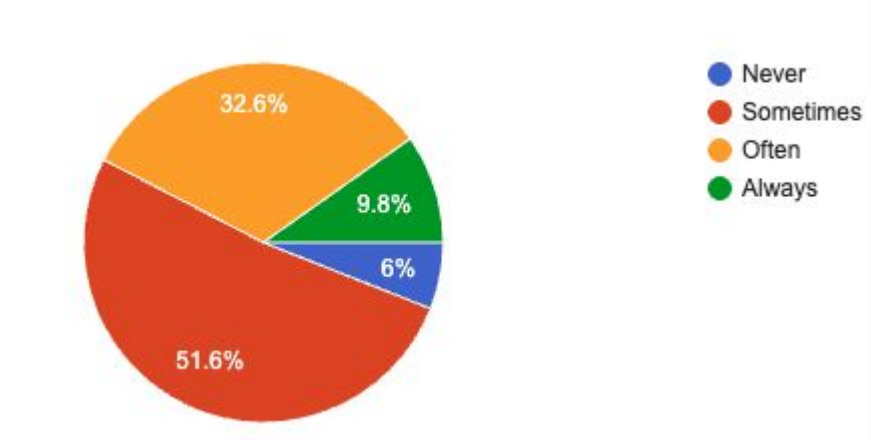

Progress Towards Goals - ELA

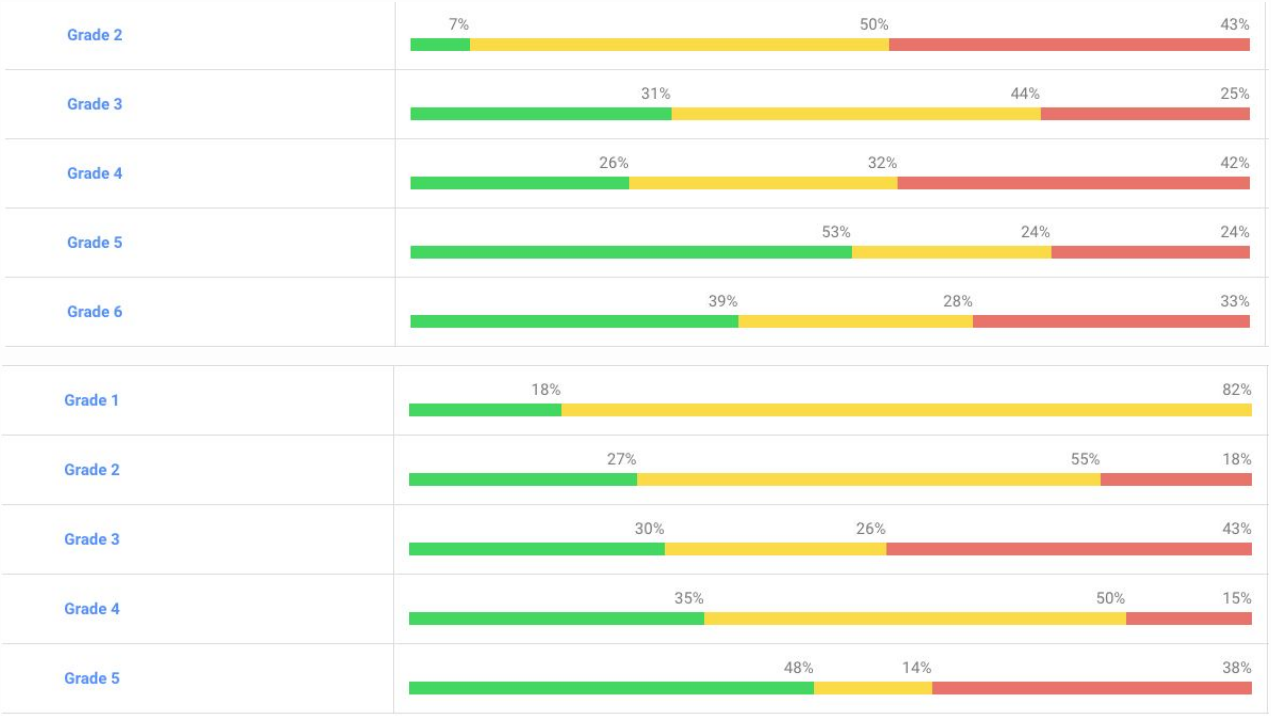

<u>2025-26 Fall</u>
32% On Level
35% 1 Below
33% 2+ Below

<u>2026-27 Fall</u>
35% On Level
37% 1 Below
28% 2+ Below

Progress Towards Goals - Math

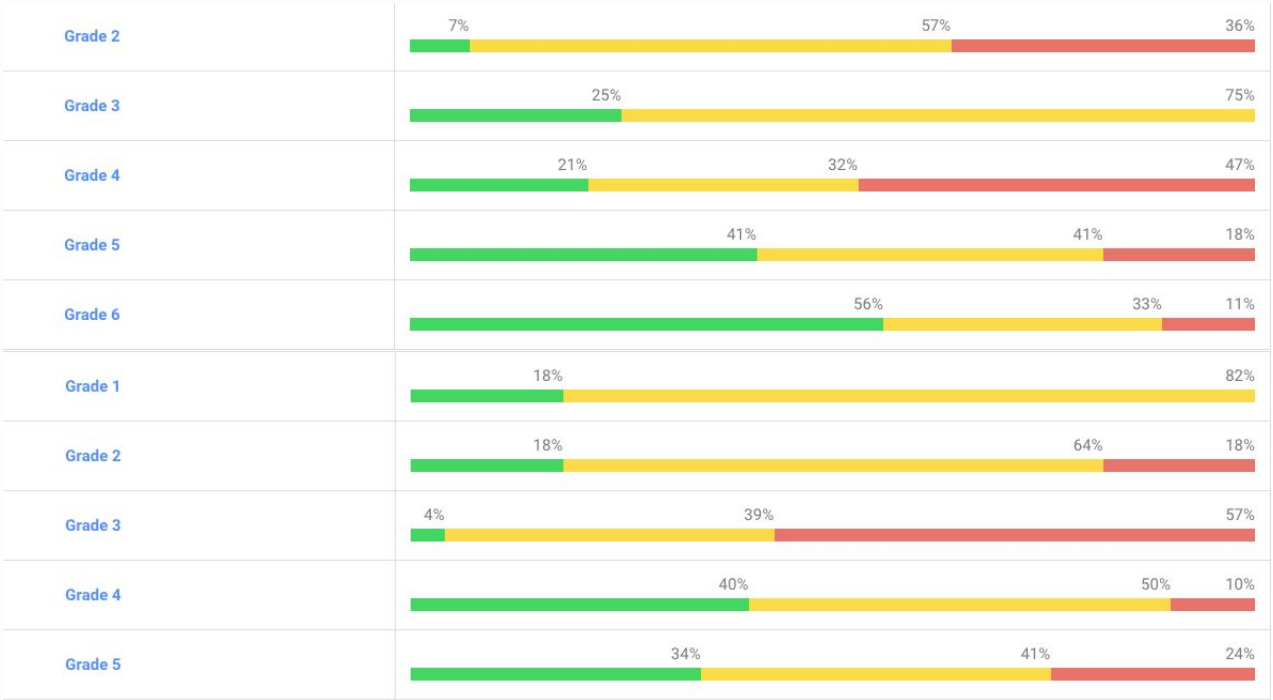

<u>2025-26 Fall</u>
31% On Level
46% 1 Below
23% 2+ Below

<u>2026-27 Fall</u>
24% On Level
50% 1 Below
24% 2+ Below

Staff Highlights

The staff at Charles Brown would like to recognize our Student Support Services Team for all that they do to support our students. Thank you!

Kristin Johnson - BCBA

Andreia Braga - School Psychologist

Patricia Neal - Speech Pathologist

Herbert Green Middle School

"Home of the Miners!"

Beginning Enrollment: 339

Current Enrollment: 348

Average Daily Attendance Rate: 95.02%

Climate Goal:

By May 2027, Herbert Green Middle School will increase the percentage of students reporting that their classmates demonstrate positive behavior from 55.2% to at least 70%, as measured by administering the same student climate survey item to all students in grades 5 through 8.

To support this goal, the school will implement positive behavior recognition strategies, including Miner Bucks, classroom incentives, monthly character trait awards, and trimester awards to recognize students who demonstrate positive behavior, reinforce schoolwide expectations, and promote a positive school climate.

Progress Towards Goals - ELA

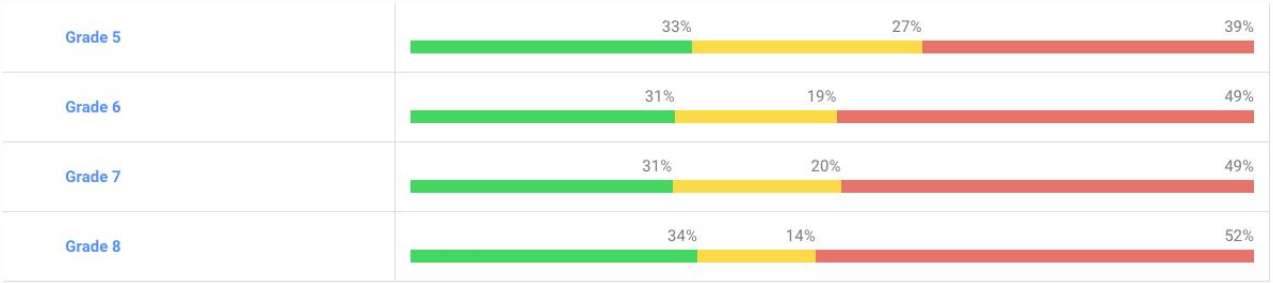

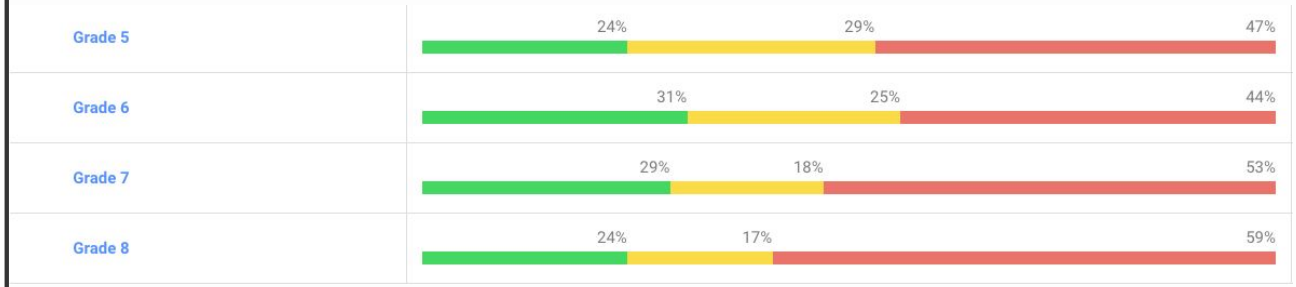

<u>2025-26 Fall</u>
32% On Level
20% 1 Below
48% 2+ Below

<u>2026-27 Fall</u>
27% On Level
21% 1 Below
51% 2+ Below

Progress Towards Goals - Math

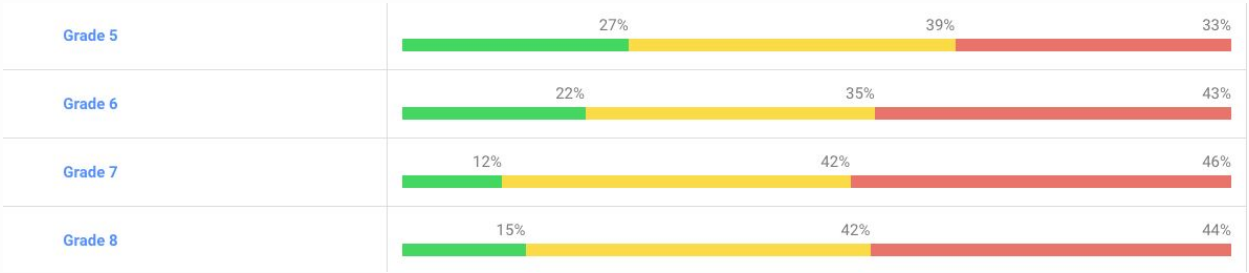

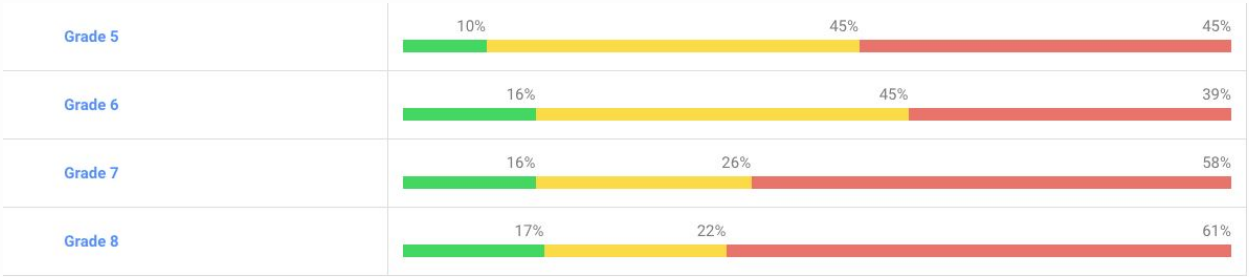

<u>2025-26 Fall</u>
18% On Level
40% 1 Below
44% 2+ Below

<u>2026-27 Fall</u>
15% On Level
33% 1 Below
52% 2+ Below

Staff Highlights

8th grade team!

Angela Rohr, Megan Sturgeon, April Saunders, and Kelsi Berry

PE team!

Riley Rupley, Kristin Obregon, and Ann Gomez

Thank you!

